

In the country



Designed from the start for use in the country

Featuring an aluminium chassis and stainless steel fixings, it is rust-resistant and designed for difficult conditions like mud, snow, water and gravel.

Its motor power

4 x 250 watt combined with low-pressure tyres and studded tread ensures perfect roadholding at all times.



For greater comfort when driving down slopes

The Pride P4 4x4 is fitted with a tilting seat so you remain in the horizontal position when negotiating steep slopes.



In the city

With its ability to clear obstacles of up to 15 cm (6 inches) high, it takes any kerb with ease!

Despite all the efforts of local authorities, driving in the city is not always easy. There are many kerbs and obstacles which will hinder a traditional wheelchair.

A quick shopping trip can become hazardous! That's why Pride P4 4x4 aimed to create a chair capable of solving once and for all the problem of obstacle clearance.













It copes with all obstacles!

Its ability to clear obstacles combined with an excellent steering lock make the Pride P4 4x4 astonishingly agile and practical in the city, where it has found its new vocation.



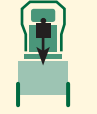
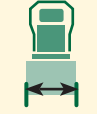





Going up or down a step is no longer a problem nor is driving on uneven surfaces like cobblestones. With its ability to clear obstacles of up to 15 cm (6 inches) high, driving up and down kerbs becomes child's play!



Specifications of the drive system

	Range	> 30 km > 20 mph depending on use		Maximum obstacle clearance	>15 cm / 6 In
	Maximum speed	10 Km/h 6mph		Radius Turning circle	1,09 m / 43 In
	Maximum tilt upwards	30%		Motor power	4 motors 250 watts/ 24 Volts
	Maximum tilt downwards	30%		3 batteries, waterproof, maintenance free (gel)	200 Ah and 8 Volts
	Maximum tilt sideways (crossways)	20%		Charger recommended	24 volt / 25 ampere

Dimensions and weight

	Total weight empty without / with batteries	129 / 249 Kg 295 / 570 lbs		Total length footplate flipped up	145 cm / 57 In
	Maximum user weight	120 Kg 275 lbs		Total width	69 cm / 27 In
	Top-Case capacity	39 Litres		Total height (including roll bar)	156 cm / 62 In
	Maximum Top Case load	3 Kg / 6.5 lbs		Total height roll bar and backrest folded for transport	96 cm / 38 In
	Footplate angle	90° to 180°			

The information contained herein is correct at the time of publication; due to the manufacturer's commitment to constant improvement and development, they reserve the right to alter specifications without prior notice.

Theoretical range is calculated under test conditions in accordance with European standards. Actual range in normal use will depend on many factors, including the condition of the vehicle and its batteries, the weight of the driver, correct tyre pressures, ambient temperature, and the gradient and surface of the road or pavement.

QUANTUM
LIFE BEYOND LIMITS

Pride
Mobility Products
Australia Pty. Ltd.

20-24 Apollo Drive, Hallam Victoria 3803
ACN 088 609 661 ABN 66 088 609 661
Tel 03 8770 9600 • Fax 03 9703 2720
www.pridemobility.com.au



Pride
Mobility Products
Australia Pty. Ltd.

QUANTUM
LIFE BEYOND LIMITS



Tel 03 8770 9600 • Fax 03 9703 2720
www.pridemobility.com.au



Presentation

Mixed use indoor/outdoor

Designed to get through doorways, the Pride P4 4x4 all-wheel-drive electric wheelchair makes it possible to drive indoors but its main benefit will be in the country, in your garden and in the city.

It will cope readily with surfaces other wheelchairs find difficult: gravel, pebbles, grass and cobblestones.



No complicated options

No nasty surprises. On the Pride P4 4x4 everything is included in the standard configuration.

Folding roll bar

For easy access when loading into a vehicle.



Top Case

Practical and smart: Handle system to bring it alongside. It swings around easily with a single hand movement. Capacity 39 litres / load 3kg (6.6 lbs).



Passive Safety System

Folding roll bar is standard (front or rear) for easy access when loading into a vehicle




Headrest

comfortably fitted the Recaro seat



Recaro Seat

with electric seat tilt to compensate for slope



Top Case

with a capacity of 39 litres. Swings alongside chair with a single hand movement



Chassis protection

The aluminium chassis and stainless steel fixings are designed for use in mud, water, snow, sand resistant. NB : Thorough cleaning recommended after each ride !



Metallic finish

metallic green and black



Studded tread

Low-pressure tyres 145/70 – 6, inner tube for optimal roadholding



Small wheels

make it suitable for getting on and off pavements



Permanent 4 wheel drive, power and steering for each wheel



Active Safety System

A slope sensor alerts you when a slope becomes too steep



Electric wiring

with reinforced waterproofing

Joystick

Choice of 5 drive modes. Electronic Dx2 enables you to add functions (attendant control, chin controls, TASH contactors, mini-cup contactor, ...) Iphone compatibility



Wide, ergonomic armrests,

are detachable, space- depth- and height-adjustable



Easily accessible charging plug



Innovative suspension

system absorbs vibrations and bumps for improved driving comfort and protection of the spine protection



Lighting

front and rear (LED)



Footplate

angle adjustable (gas struts) from 90° to 180°. Independently adjustable right/left, designed for outdoor use



Steering lock

Outstanding agility: rotates within 1,09 m radius (43 inches) !



Balance adjuster

permits displacement of the centre of gravity for easy obstacle clearance

